

# TREASURE HUNT WORKSHOP

FOR SECONDARY SCHOOLS

Herst\_ry 20/20

RTÉ

EPIC The Irish  
Emigration  
Museum



# ABOUT

# HERSTORY 20/20

Herstory, the Irish women's storytelling movement, has partnered with RTÉ, Underground Films, EPIC The Irish Emigration Museum and the BAI to bring you the Herstory 20/20 Project. This is the biggest women's storytelling project ever created in Ireland, uncovering women's stories from history, mythology and contemporary culture. Founded in 2016, Herstory's mission is to give the public authentic female role models and a game-changing egalitarian education programme, inspiring countries around the world to start their own Herstory movements.

Herstory 20/20 will run for 6 months across RTÉ TV and Digital, with interactive projects for adults and school children across the island of Ireland and internationally in our diaspora worldwide. The project features a TV documentary series and podcast series produced by award-winning production company Underground Films and in partnership with EPIC The Irish Emigration Museum; the International Herstory Light Festival, children's TV series, schools workshops, an interactive online hub, and a few surprises. Herstory 20/20 is a legacy project and a permanent digital educational resource that will give young people and the public awe-inspiring female role models for generations to come.

*"At the heart of everything, I desire to see the glint in a woman's eye who thought she was nobody, when she realised she was somebody."* - Inez McCormack

## ABOUT THE WORKSHOP

Herstory 20/20 launches this September when primary and secondary school students across the island of Ireland are invited to participate in a Treasure Hunt workshop to discover lost women's stories in their families and local communities. The workshop exercises are designed to integrate with the history, english, art and I.T. curriculums. Students can create portrait art of their heroines, and there's an opportunity to have your heroine featured in the RTÉ Herstory Animation Project and the 2020 Herstory Light Festival on the weekend of Brigid's Day, Friday 31st January – Monday 3rd February 2020. See page 9 for more information on how your school can participate. The aim of this workshop is to instil a curiosity and value for every woman's story. No man or woman's story is more important than another. This is equality. Together, when we support and empower each other, we can co-create harmony and joy.



Herst\_ry 20/20

RTÉ

EPIC The Irish Emigration Museum



# INSIGHTS THAT INSPIRED THE WORKSHOP

“ One of the most moving effects of founding Herstory was witnessing the influence it had on my grandmothers. For the first time, they started to value their own life stories and shared anecdotes with me I had never heard before. I will never forget the way they lit up when talking about their childhood and the women who have inspired them. Since starting Herstory, I have discovered and read the life stories of hundreds of trailblazing Irish women who set world records, broke the rules and smashed the glass ceiling. However, if you ask me who my heroines are today I would still say the women in my family, and Josephine Hart, my local heroine who was a big catalyst for Herstory and the inspiration behind Exercise #4. One of my most treasured Herstory memories was revisiting our matrilineal family home in Garrison, Co. Fermanagh for a family reunion in 2017 and realising the strength of my ancestors who lived through the Famine and the Troubles. I get my strength, resilience and hope from my Jewish and Northern Irish roots. ”

*- Melanie Lynch, Founder of Herstory*

# EXERCISE #1

# FAMILY HEROINE

## MATERIALS NEEDED

- Pen & paper
- Art materials

### STEP 1: CLASS DISCUSSION

Ask your students to form groups of 3 and explore the following questions:

- Who are your heroines in your family?
- Do you know herstory?
- Why does she inspire you?
- What are her super powers? Print and share the super powers on page 9.
- How does your heroine support you and other members of your family?
- How are you similar / different to her?

### THE REAL SUPER POWERS

Explain to students that the real super powers are heart-centred attributes such as courage, compassion, creativity, friendship, intuition, sensitivity, dreaming, love, loyalty, self-care, authenticity, self-respect etc

### STEP 2: DISCUSSION WITH YOUR HEROINE


In this homework exercise, students sit down with their family heroine and ask the following questions:

- Tell me a story from your life that you have never told me before
- What are your strongest childhood memories?

- Who are your heroines from our family?
- Tell me a story when you were happy?
- Tell me a story when you had to be a heroine?
- How are you a heroine to yourself?
- Who were your role models when you were my age?
- How has life changed for women since you were a little girl?
- Do you think it's easier or harder to be a girl now?

### STEP 3: CLASS PROJECT IDEAS

- Draw a portrait of your heroine
- Write short stories about your heroine
- Create a collage of your portrait, photographs and stories
- Organise a class exhibition and invite your heroines to attend
- Host a storytelling event and invite other classes to attend
- Apply to have your student's heroines featured in the Herstory Animation Project and/or the 2020 Herstory Light Festival. For more information, see page 10



## EXERCISE #2

# STILL LIFE PORTRAIT PROJECT

This is a fantastic art project for students who are not confident with drawing and painting. The exercise is inspired by photographer Camilla Catrambone's project titled, "Portraits of My Family".

### STEP 1:

- Students create their own Still Life Portrait in the classroom
- Ask students to bring in a collection of their most treasured objects, including photographs, a book, toy, tickets, jewellery, ornaments etc.
- Ask each student to share a story about their favourite possession
- Ask each student to organise their objects neatly together and take a photograph
- Print the photographs for an exhibition

### STEP 2:

Sit down with your family heroine and explain to her that you would like to create Still Life Portrait together. Show her your Still Life Portrait as an example.

Ask your heroine the following questions:

- Can you show me photographs from your life?
- Can you share your most treasured possessions with me?
- What are your memories about the photographs/ objects?
- Ask your heroine if you can take a photograph of her treasures for your class project

### MORE ACTIVITIES

- This exercise can become your weekly 'Show and Tell' Day, inviting a new student to share their Still Life Portrait each week.
- Host a 'Grandmothers Day' at your school and invite the grandmothers to share their stories





## EXERCISE #3

# COMMUNITY HEROINE

### MATERIALS NEEDED

Dictionary of Irish Biography  
and other internet resources


#### STEP 1:

Research the biographies of local heroines from your county in the Dictionary of Irish Biography (see access information below) and answer the following questions:

- Who are the women from your local community featured in the DIB?
- Who are the women from your county featured in the DIB?
- Who's your personal county heroine(s)?
- Explore her early influences, talents, her champions, the issues close to her heart, and the pivotal moments that defined her future.
- What are her super powers and how did she use them to champion the issues close to her heart?

#### STEP 2:

What are the issues close to your heart? What can you do now, on a personal level, to help solve this problem? What do you think the government / charities need to do? Express your ideas through art, writing, new inventions etc.



### ACCESSING THE DICTIONARY OF IRISH BIOGRAPHY IN YOUR SCHOOL

Dictionary of Irish Biography, features the life stories of over 1000 extraordinary Irish women and is now accessible online for free to all libraries and schools. On-site access, facilitated through Scoilnet (<http://www.scoilnet.ie>) is now available to all pupils and teachers in every school in Ireland. Simply go to <http://dib.cambridge.org> or log in to Scoilnet and click on the 'Dictionary of Irish Biography' icon." There are search options by county / career / era etc. Further info is at: <https://www.ria.ie/research-projects/dictionary-irish-biography/dib-schools>. For Northern Ireland, the Dictionary of Ulster Biography is accessible for free to the public: <https://www.newulsterbiography.co.uk>

### MORE ACTIVITIES

Invite your local historian to visit your school and share the life stories of local heroines. To find your local historian, please contact your local newspaper, clergy, or library.

Book a visit with your librarian and organise a Treasure Hunt at your local library to find Herstory books and explore the local archives. Ask students to create a research project about a new heroine they discovered in the library. Exercise: ask students to count how many history books are about men and how many are about women.

## EXERCISE #4

# HOW CAN YOU BE YOUR OWN HEROINE?

### STEP 1:

- Read the biography of Josephine Hart on the Herstory website.
- Josephine was renowned for having a beautiful heart. Explain to students that the real super powers are heart-centred attributes such as courage, compassion, creativity, friendship, intuition, sensitivity, dreaming, love, loyalty, self-care, authenticity, self-respect etc.
- Class discussion: How did Josephine deal with challenges? How did she overcome the grief of losing her siblings? What were her super powers? What beliefs did she choose to create positive emotional wellbeing?

### STEP 2:

- Write a story about when you were your own heroine in a challenging experience
- How did you overcome the challenge? What super powers did you use and how did you use them?
- Josephine used the support of poetry for comfort and guidance to overcome her challenges. What supports can you use in challenging times? Supports can include sport, mindfulness, sleep, music, pets, nature etc.
- Share your story, super powers and supports with fellow students
- Draw a picture of yourself as a heroine/hero with your super powers and supports

Herstory recommends the 'Strength Cards' as a teaching resource for this exercise: <https://mindspring.uk.com/collections/strengths>

### MATERIALS NEEDED

- Pen & paper
- Art materials



## EXERCISE #5

# CREATE YOUR HEROIC TEAM

### MATERIALS NEEDED

- Pen & paper
- Art materials

### STEP 1:

- Read the photo essay about Northern Ireland's Peace Heroines on the Herstory website
- Class discussion: Explore how these women worked together to create peace. What were their super powers and how did they use them together?
- Research Greta Thunberg and the FridaysForFuture student marches that have taken place all over the world since 2018.
- What are Greta Thunberg's super powers and how does she use them?
- Class discussion: Have you participated in the FridaysForFuture marches?

### STEP 2:

Class project: Explore the issues close to your heart. Each student shares their chosen issue and why it's important to them. Next, each student writes their chosen issue on a Post-it note and sticks it to the board. Together, the class vote on the issue to focus on for their class project and create a heroic team to solve this issue. What super powers will they need? What actions do they need to take? Together, write a class manifesto on A2 paper and stick it up on the classroom wall. Create poster art championing your cause.





# SUPER POWERS

**SELF CARE**

**AUTHENTICITY**

**CREATIVITY**

**LOYALTY**

**DREAMING**

**COURAGE**

**INTEGRITY**

**COMPASSION**

**LOVE**

**INTUITION**

**SELF RESPECT**

**FRIENDSHIP**

# NEXT STEPS

## HOW TO PARTICIPATE IN THE HERSTORY LIGHT FESTIVAL

All county and district councils across the island of Ireland have been invited to participate in the 4th annual Herstory Light Festival on the weekend of Brigid's Day 2020 (Friday 31st January – Monday 3rd February 2020) and light up a local landmark with students' art of their heroines from the Treasure Hunt workshop. Please contact your local librarian or arts officer to find out about the activity planned in your county.

## HOW TO PARTICIPATE IN THE RTÉJR HERSTORY ANIMATION PROJECT

RTÉjr has launched Who's Your Heroine?, inviting children and young people from 7 – 17 to nominate their heroines they deem remarkable and whom they think should be the subjects of these 6 RTÉ animations. Young people are asked to visit the Herstory website on RTÉ Culture and fill out the nomination form : just tell us, in 500 words or less, the heroine you would like to see immortalised in a new animation, and why you are nominating her. The closing date for nominations is Friday 27th September 2019.

## HERSTORY 20/20 TIMELINE




- 10th September 2019: Launch of RTÉjr Animation Project, Treasure Hunt schools workshop and podcast series
- 27th September 2019: Closing date for nominations to the RTÉjr Herstory Animation Project
- 31st January - 3rd February 2020: Herstory Light Festival 2020
- 3rd February 2020: Herstory documentary TV series and animation series airs on RTÉ for 6 weeks. There will be 6 schools workshops for the 6 TV series themes, available to download on [www.herstory.ie](http://www.herstory.ie).

## CONTACT

For more information about the Herstory20/20 Project visit [www.herstory.ie](http://www.herstory.ie)

To have your students' art featured in the Herstory archive, please email high resolution jpegs to: [theherstoryarchive@gmail.com](mailto:theherstoryarchive@gmail.com)

You can follow the action on social media:

-  : [/herstoryireland](https://www.facebook.com/herstoryireland)
  -  : [@HerstoryIreland](https://twitter.com/HerstoryIreland)
  -  : [Herstory\\_Ireland](https://www.instagram.com/Herstory_Ireland)
- #HerstoryRTE

Special thanks to Dr. Emma Black, Andy Simpkin, Lee Breslin, Maria Bourke, Susan Quirke, Laura Murphy, Fiona Lowe and Antoinette Doocey for your contribution in co-creating the Treasure Hunt schools workshops. This workshop is copyright free and created by Herstory as a gift to the world.

